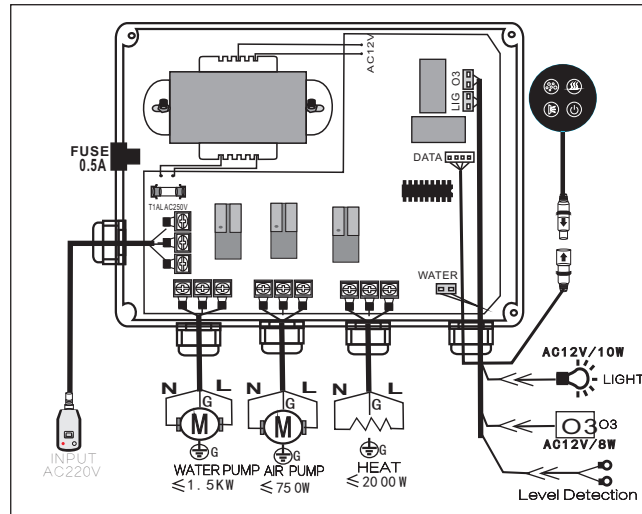


IV、Circuit diagram:



The Control System Of Advanced Bathtub

Under state standard: GB4706.1-1998
GB4706.48-2000
GB5296.2-1999

INSTRUCTION BOOK

MODEL: V-209F

VII、Attention :

- 1、 This system must be installed by the competent people , under adaptable environment .
- 2、 It must be connected the ground hard when it is installed ,our factory does not answer for loss when you did not connect it .
- 3、 Steam engine must be installed vertically .
- 4、 When whole set is usually under sleep status .If it is not used for long time ,please turn off the power .
- 5、 When you install the system ,you must consider the load of electric wire ,or it will prevent the system from working normally and cause the accident .
- 6、 When you install all the spare part ,you must consider preventing damp .

● Please read this book in detail and keep it well .

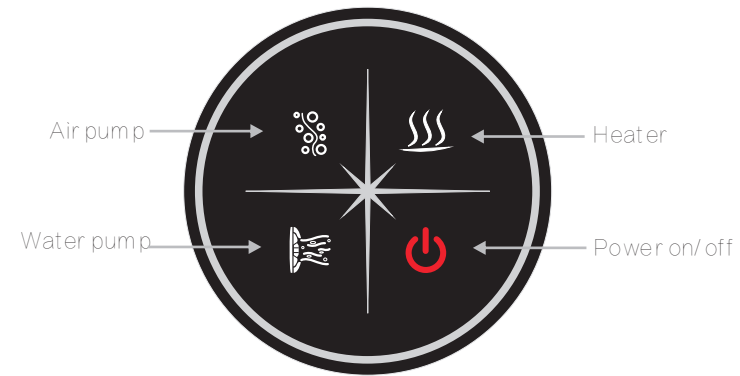
I 、 Main function :

- 1、 The water level examination function ;
- 2、 Surfing function ;
- 3、 Bubble bath function ;
- 4、 External Heating thermostat ;
- 5、 Underwater lamp ;
- 6、 Ozone disinfect function .

II 、 Technology parameter :







- 1、 Power : AC190V--240V 50-60Hz
- 2、 Water pump : \leq AC220V 1500W
- 3、 Air pump : \leq AC220V 750W
- 4、 Heater : \leq 2000W
- 5、 Power resistance : 1.5KV 1mA (for one minute)
- 6、 The leakage of electricity: $<0.25\text{mA}$
- 7、 The load of water lamp : AC12V 10W
- 8、 Ozone generator : AC12V 8W
- 9、 Water proof grade: IPX4

V 、 Manual of panel:



VI 、 Operating instructions:

(This instruction contrapose the model which has these function ,client can choose the model according his need .)

- 1、  Power on/off : the system and indicator light will start after press this button .press again to turn off the system and the indicator light will off .
- 2、  water pump : This function will start only after detecting the water ,and the indicator light will flicker when there is short of water .The pump will turn off automatically after 60 minutes .
- 3、  Heater : This function will be work only after start the water pump .when the water pump turn off ,the heater will turn off at the same time .
- 4、  Air pump : The pump will turn off automatically after 60 minutes ,do not control by water level .
- 6、  Ozone : press this button to turn on or off .It will turn off automatically after working 15minutes .
- 5、  underwater lamp :press this button to turn on or off .